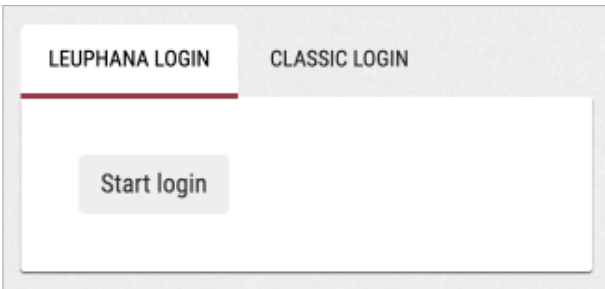
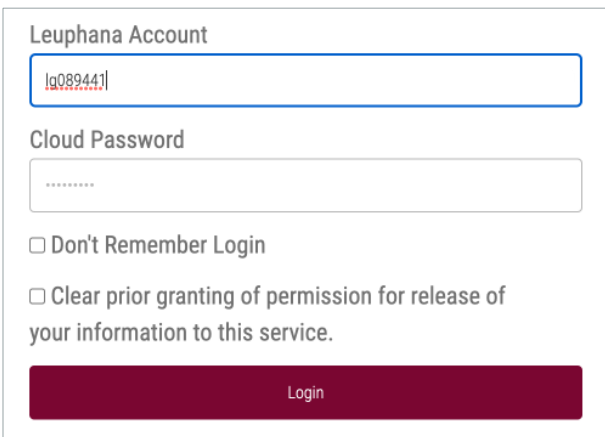


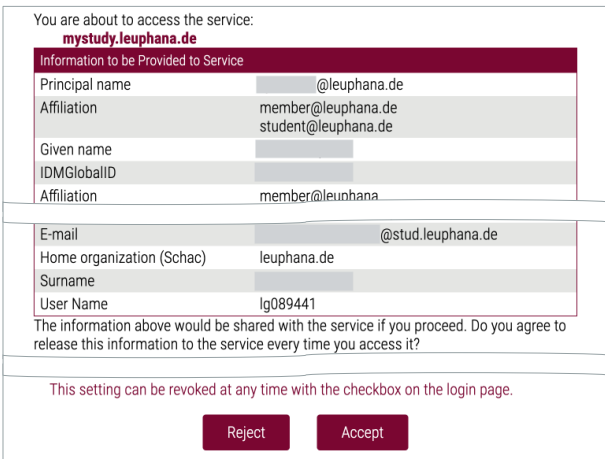
# LINKING YOUR MYSTUDY ACCOUNT WITH YOUR LEUPHANA ACCOUNT (STUDENTS)



- Go to [mystudy.leuphana.de](https://mystudy.leuphana.de) and click on “Start login” under the tab “Leuphana login”.



- Enter the credentials of your **Leuphana account**.  
If you have set a separate cloud password on [myaccount.leuphana.de](https://myaccount.leuphana.de), you must use this. Click on “Login”.



Information to be Provided to Service	
Principal name	@leuphana.de
Affiliation	member@leuphana.de student@leuphana.de
Given name	
IDMGlobalID	
Affiliation	member@leuphana

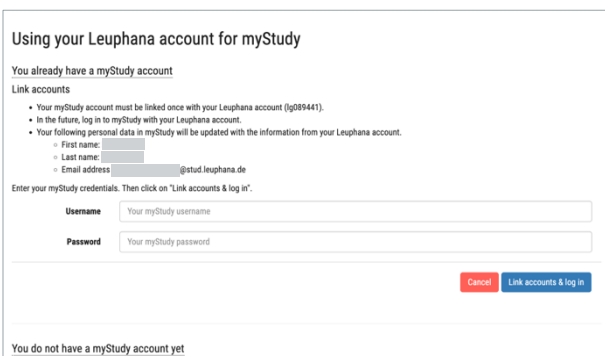
  

E-mail	@stud.leuphana.de
Home organization (Schac)	leuphana.de
Surname	
User Name	lg089441

The information above would be shared with the service if you proceed. Do you agree to release this information to the service every time you access it?

This setting can be revoked at any time with the checkbox on the login page.

- Now the data to be transmitted from your Leuphana account to myStudy will be displayed. Check whether your name and email address are correct.  
If so, click on “Accept”.
- If your name or email address is incorrect, click on “Reject” and contact the **Info-Portal** (see next page) to have the data corrected.



**Using your Leuphana account for myStudy**

You already have a myStudy account

Link accounts

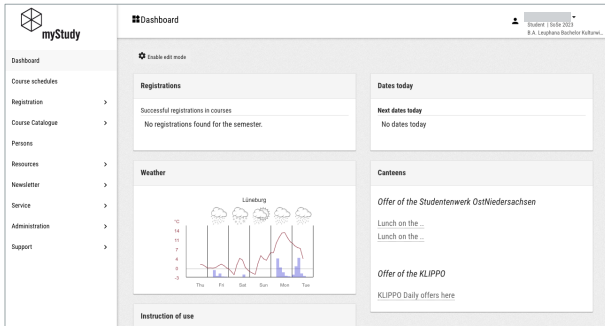
- Your myStudy account must be linked once with your Leuphana account (lg089441).
- In the future, log in to myStudy with your Leuphana account.
- Your following personal data in myStudy will be updated with the information from your Leuphana account.
  - First name: \_\_\_\_\_
  - Last name: \_\_\_\_\_
  - Email address: \_\_\_\_\_@stud.leuphana.de

Enter your myStudy credentials. Then click on “Link accounts & log in”.

Username   
 Password

You do not have a myStudy account yet

- In the next step, select the option “You already have a myStudy account”.
- Enter your **myStudy username** and **password**.
- Click on “Link accounts & log in”.



- **Your myStudy account and your Leuphana account are now linked!**
- From now on, please only log into myStudy with your Leuphana account. This is done via the button “Start Login” under the tab “Leuphana login” on the myStudy homepage.

## ARE THERE ANY PROBLEMS WITH THE NAME DISPLAYED IN MYSTUDY?

With the account link, the first and last name in your myStudy profile are overwritten once with the name entry from Leuphana’s student database. This is your official name or – if you have such an ID – your name according to your dgti Supplemental ID (dgti-Ergänzungsausweis). If you use a different call name in everyday life than the one entered in the student database, you can save your usual call name in your profile at any time via “Administration” > “Profile” > “Edit personal information”.

If your name retrieved from the student database is incorrect or if you hold a dgti Supplemental ID and the name entered in it is not displayed, contact the **Info-Portal** ([infoportal@leuphana.de](mailto:infoportal@leuphana.de)).

## YOU NEED HELP?

If you have problems logging into your Leuphana account, please contact the **IT Tutors** ([it-tutor@leuphana.de](mailto:it-tutor@leuphana.de)).

If you cannot link your accounts despite logging in correctly to your Leuphana account or if you encounter other technical problems while using myStudy, please contact **myStudy Support** ([mystudy@leuphana.de](mailto:mystudy@leuphana.de)).

## IMPRINT

Leuphana University Lüneburg, Media and Information Centre (MIZ), Campus Management, Universitätsallee 1, 21335 Lüneburg  
Creation and design: myStudy Support | [mystudy@leuphana.de](mailto:mystudy@leuphana.de) | [mystudy.leuphana.de](http://mystudy.leuphana.de)